

LAKESHORE

REALTY

Condo Sales 1st Quarter 2020 (Jan-Mar)					
Area	Total Sales	Minimum	Median	Maximum	Avg. DOM
999 Lakeshore	1	-	-	\$1,175,000	23
Alpine Terrace	1	-	-	\$382,500	72
Bitterbrush	2	\$785,000	-	\$950,000	83
Brookstone	1	-	-	\$375,000	145
Burgundy Hill	2	\$448,000	-	\$455,000	48
Chateau Condos	2	\$289,000	-	\$300,000	191
Country Club Mall	1	-	-	\$710,000	0
Creekside East	1	-	-	\$402,000	36
Crystal Bay Cove	1	-	-	\$2,450,000	155
Crystal View	1	-	-	\$595,000	56
Forest Pines	3	\$462,500	\$580,000	\$729,000	82
Granite Place	1	-	-	\$2,212,500	245
Hogan	1	-	-	\$599,900	84
Incline Villas	1	-	-	\$620,000	58
Lichen Court	1	-	-	\$425,000	0
Mccloud	1	-	-	\$668,000	49
Miners Ridge	1	-	-	\$470,000	190
Mountain Shadows	4	\$425,000	\$458,500	\$500,000	163
Pinebrook	2	\$285,000	-	\$318,500	149
Royal Pines	1	-	-	\$620,000	43
Southwood Glen	1	-	-	\$545,000	45
Stillwater Cove	2	\$2,075,000	-	\$4,250,000	189
Tahoe Racquet Club	1	-	-	\$427,000	103
Third Creek	1	-	-	\$925,000	57
Tyrolian Village	2	\$430,000	-	\$475,000	142
Village Court	1	-	-	\$291,900	89
White Pines	1	-	-	\$609,000	347
Woodminster	1	-	-	\$465,000	59
Woodstock	1	-	-	\$377,000	36
TOTAL:	39	\$285,000	\$492,000	\$4,250,000	109

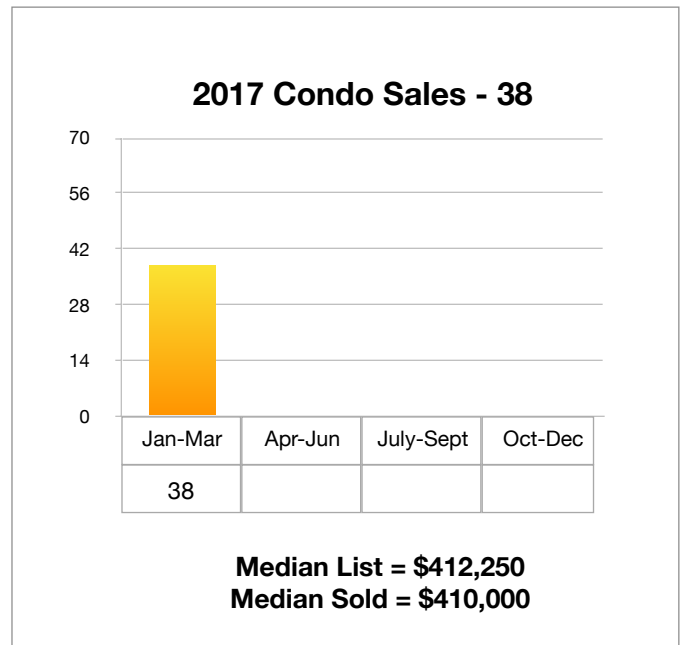
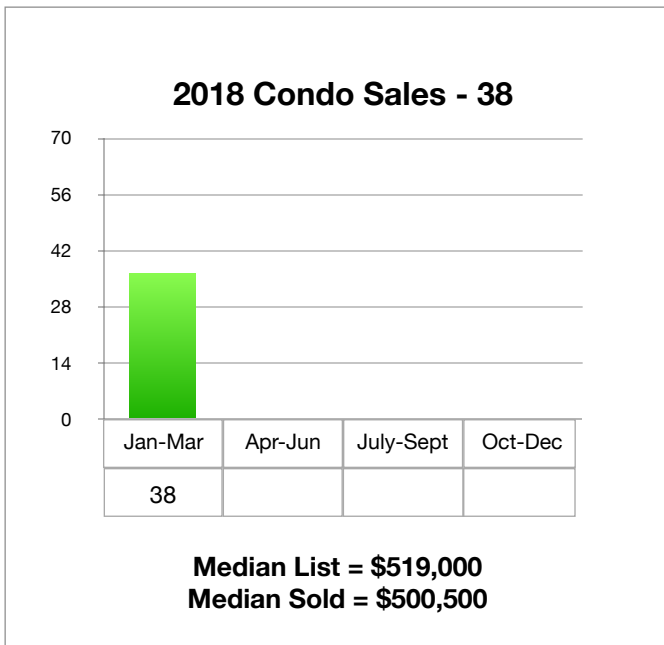
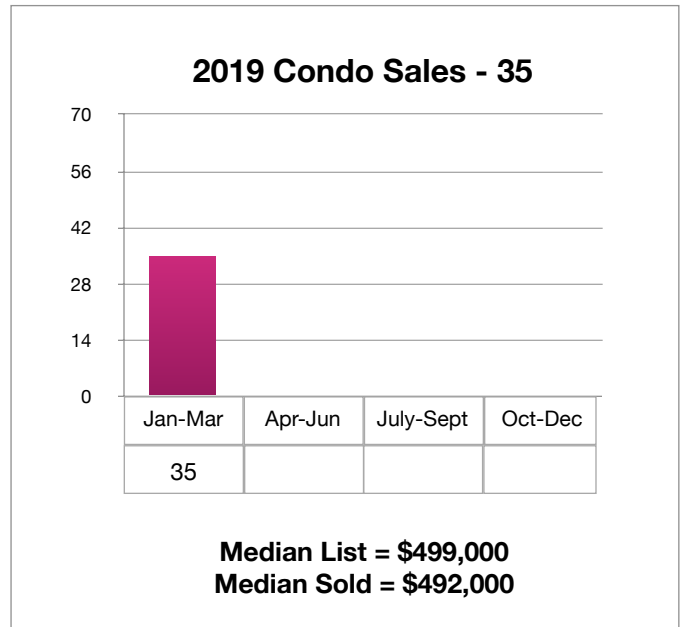
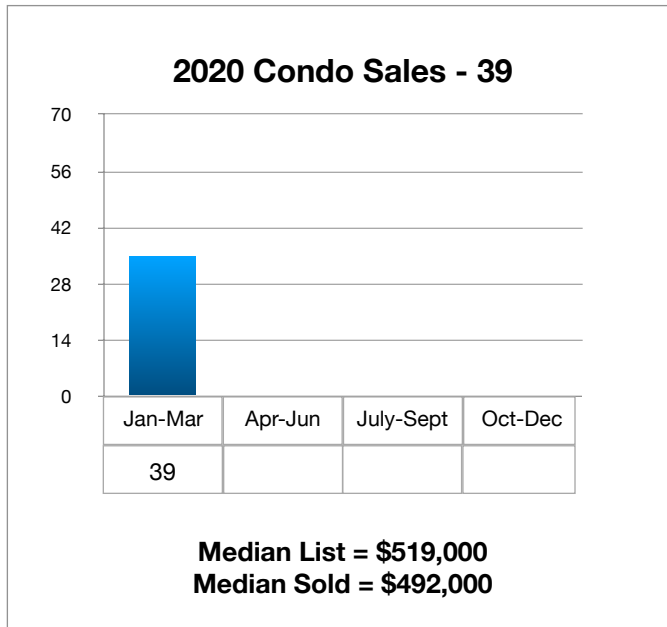
LAKESHORE REALTY

Price	Active	Pending	Sold
\$0 - \$400,000	7	2	9
\$400,000-\$500,000	6	2	12
\$500,000-\$600,000	5	1	4
\$600,000-\$800,000	9	4	7
\$800,000-\$1,000,000	5	0	2
\$1,000,000-\$1,500,000	8	1	1
\$1,500,000 +	8	4	4
Total:	48	14	39

Condos	Q1 2019	Q1 2020	% Change
Closed Sales	35	39	+11.4%
Median List Price	\$499,000	\$519,000	+4.1%
Median Sale Price	\$492,000	\$492,000	=
Average DOM	114	109	-4.4%
Total Sales Volume	\$19,727,200	\$29,562,800	+49.8%



1st Quarter Condo Sales Comparison 2017-2020



LAKESHORE REALTY

2009-2020 Condominium Quarterly Sales

